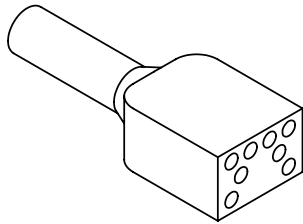
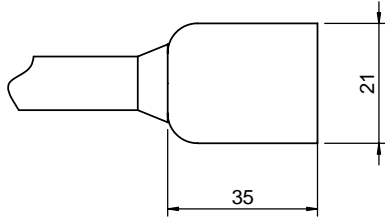
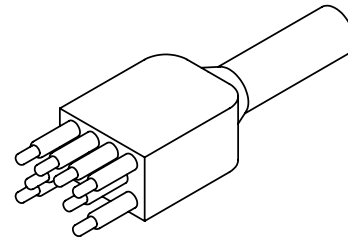
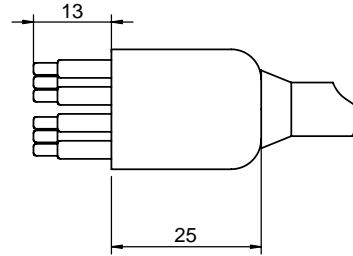




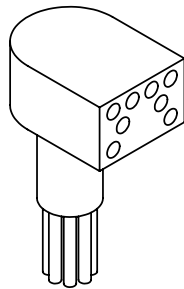
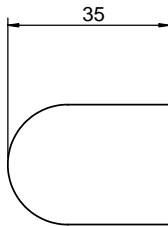
FAWM-IL8F



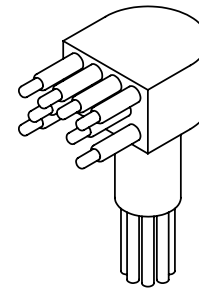
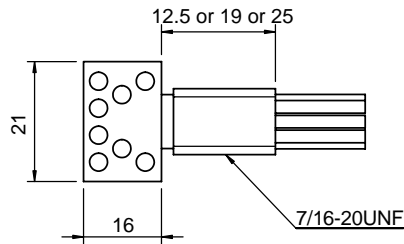
FAWM-IL8M



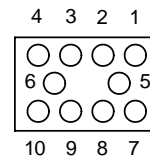
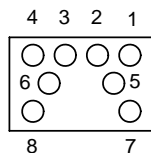
FAWM-BH8F



FAWM-BH8M



PIN LAYOUT (FEMALE)





FAWM / FM Series 8-10 pins

Operation Specifications

Max Current - FM	8A
Max Current – FAWM	7A
Max Voltage	300V
Insulation	>200megaohm
Contacts	<0.01 ohm
Matings	>750
Temperature	-5C - +65C
Depth	>600 bar

Material Specifications

Molding	Low Carbon Neoprene
Bulkhead	Brass, 316 Stainless, Titanium
Contacts	Gold plated per MIL-G 45204 Type II, Grade D, Class 00
Pin	Phosphor Bronze
Sockets	Beryllium Copper
Location Pin	316 Stainless
O-ring	2-014 Nitrile
In-line cable	60cm, AWG 20 (0.5mm ²) 26/34 stranding
BH leads	30cm, AWG 20 Teflon, (0.6mm ²) 19/32 stranding

Cable Diameter and Current

Color Code

2 cond OD 6.0mm	8A	1-black, 2-white
3 cond OD 6.7mm	8A	1-black, 2-white, 3-green
4 cond OD 7.0mm	8A	1-black, 2-white, 3-red, 4-green
5 cond OD 7.5mm	8A	1-black, 2-white, 3-red, 4-brown, 5-blue
6 cond OD 8.0mm	7A	1-blk, 2-green, 3-brown, 4-blue, 5-yellow, 6-blue/brown
8 cond OD 9.5mm	7A	1-blk, 2-grn, 3-brn, 4-bl, 5-yell, 6-bl/blk, 7-yell/blk, 8-grn/blk
10 cond OD 10mm	7A	1-black, 2-white, 3-red, 4-green, 5-orange, 6-blue, 7-brown, 8-yellow, 9-gray, 10-violet