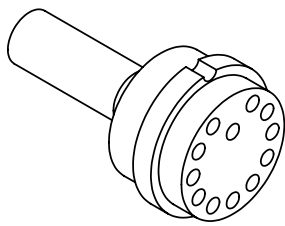
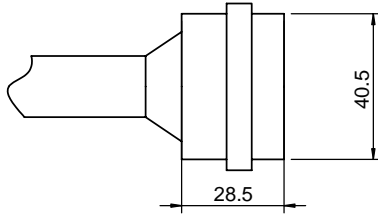
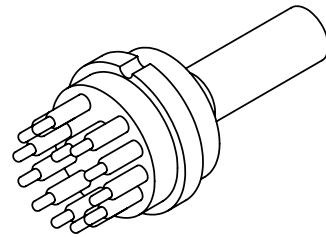
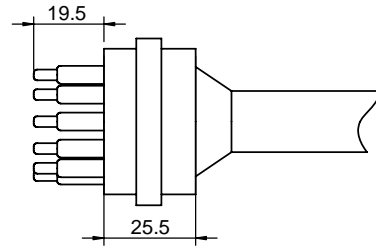




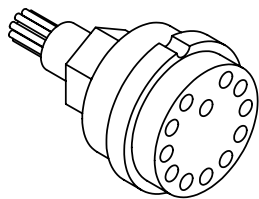
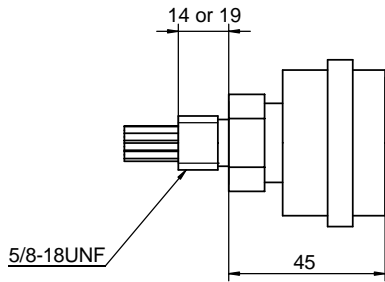
SC-IL12F



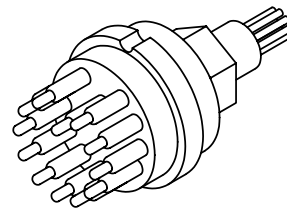
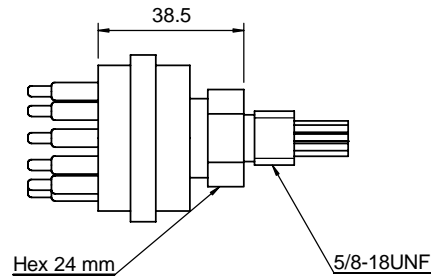
SC-IL12M



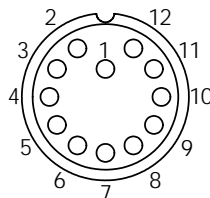
SC-BH12F



SC-BH12M



PIN LAYOUT (FEMALE)





Standard Circular (SC) Series 12 pins

Operation Specifications

Max Current	10A
Max Voltage	600V
Insulation	>250megaohm
Contacts	<0.01 ohm
Matings	>750
Temperature	-5C - +65C
Depth	>600 bar

Material Specifications

Molding	Low Carbon Neoprene
Bulkhead	Brass, 316 Stainless, Titanium
Contacts	Gold plated per MIL-G 45204 Type II, Grade D, Class 00
Pin	Phosphor Bronze
Sockets	Beryllium Copper
Location Pin	316 Stainless
O-ring	2-017 Nitrile
Locking Sleeve Material	Nylon, glass reinforced
Locking Sleeve Type:	FLS-C, MLS-C
In-line cable	60cm, AWG 18 (0.82mm ²) 16/30 stranding
BH leads	30cm, AWG 18 Teflon, (0.97mm ²) 19/30 stranding

Cable Diameter and Current

12 conductor OD 16mm 10A

Color Code

- 1-Black
- 2-White
- 3-Red
- 4-Green
- 5-Orange
- 6-Blue
- 7-White/Black
- 8-Red/Black
- 9-Green/Black
- 10-Orange/Black
- 11-Blue/Black
- 12 Black/White